

Basic steps to submit your paper/etc.---For Undergraduate Students

Enter the PSA portal, using your email address (or enter your email address and create your account if you do not already have one—just follow the pages; if you have forgotten your password, use the link at the bottom to re-set it.)



Welcome to the PSA Member Portal

You must use one and only one email address to access this site.

Let's get started by entering your e-mail address.

Email: 

From this page, click the button to go to the submission system part of the portal.

THE PACIFIC PSA SOCIOLOGICAL ASSOCIATION

Lora Bristow
Pacific Sociological Association
executivedirector@pacificsoc.org

My PSA Portal

- Update my Information ▲
- Change login/email/password
- Update my profile
- PSA Annual Meeting ▲
- Submit a Paper/Poster**
- PSA E-Store ▲
- Membership/Registration/Endowment Donation
- See my past purchases
- Access Sociological Perspectives
- Logout & Return to PSA Website
- Logout

Welcome to the PSA Portal

Here, you can update your PSA membership information, purchase or renew membership and meeting registration and view your purchase history. We'll be adding new functions here over time, so check back with us on a regular basis.

Click on the Enter Submission System button.

THE PACIFIC PSA SOCIOLOGICAL ASSOCIATION

Lora Bristow
Pacific Sociological Association
executivedirector@pacificsoc.org

My PSA Portal

- Update my Information ▲
- Change login/email/password
- Update my profile
- PSA Annual Meeting ▲
- Submit a Paper/Poster
- PSA E-Store ▲
- Membership/Registration/Endowment Donation
- See my past purchases
- Access Sociological Perspectives
- Logout & Return to PSA Website
- Logout

Paper/Poster/Roundtable Submission

[Enter Submission System](#)

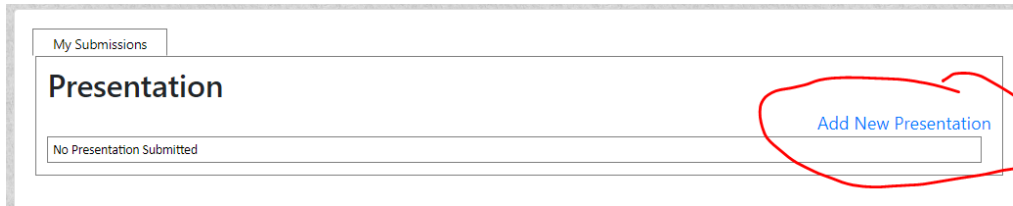
And click one more time on the blue Enter button. These clicks are transferring your personal information into the submission system, so that you do not have to re-enter it.

THE PACIFIC SOCIOLOGICAL ASSOCIATION

Welcome to the PSA conference submission system. You will receive an email confirmation when the submission has been successful.
You may also pay your membership dues and conference registration fees through the [PSA E-commerce portal](#) where you logged in today.

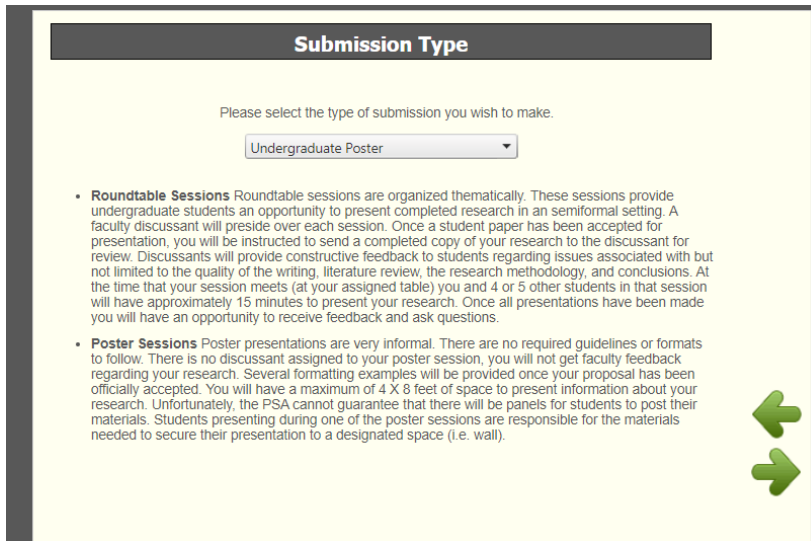
ENTER

You will now see your “Dashboard”. Once you have entered your submission(s), they will show here on your “My Submissions” tab; you can return to edit them, etc. Any messages sent to you from within the system (notice of paper acceptance, etc.) will show on your “My Messages” tab. Note also the “Need Help?” feature at the bottom. Use the “Add New Presentation” button to begin.

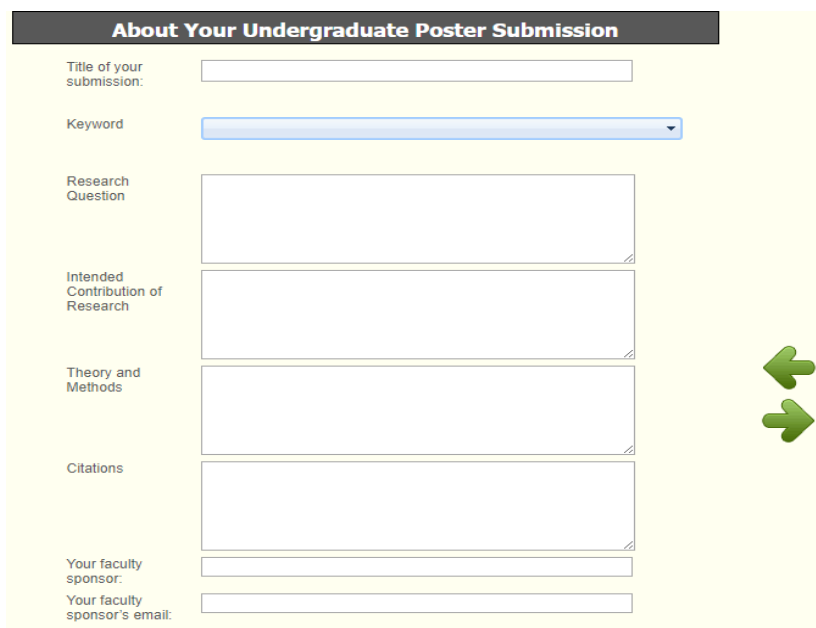


First choose your type of submission—poster or roundtable. USE THE GREEN ARROWS TO NAVIGATE PAGES.

Note: Virtual participation options for both roundtables and posters will be available for 2021.



Then tell us about your work. There are a LOT of choices on the topical area (keyword) dropdown menu—be sure to check them all out. Please type your information carefully—this is how it will show in the program! Do not use all capital letters or quotation marks around your title.



Use the tools to add authors—yourself and any co-authors. Co-authors are only people who actively work with you on your research project, *including* writing the paper/producing the poster (so, not your faculty advisor).

This year, you will also need to indicate your preference for participation—in person, virtual, or either—so that we can best plan for all possibilities.

Authors

Authors:

Add Author

Add Me as Author

We don't know what the format for the 2021 meeting will be yet. Please tell us your preferences for participating in different kinds of meetings

I would be willing to participate either virtually or in person

I would be willing to participate ONLY virtually

I would be willing to participate ONLY if the meeting is in-person

If you click to add an author besides yourself, you will see this screen. If the person you are looking for already exists within the system, you will be able to simply select them from the search results. If not, you can manually add them to the system— be careful that you are using the correct name, etc.

Find Participant

Enter Participant's Last Name (whole or partial):

Next >>

For example, I searched for “smi” and found:

Find Participant

Select the name of the person you would like to use OR click “Add New” to enter a new person.

Smith, Brad (McDaniel College)

Use Selected Search Again Enter New Person

If Brad is the correct person, just click on their name and then the “Use Selected” button. If not, use the “Enter New Person” button.

On the next page, you will see a summary of your submission. **You MUST click the green checkmark for your submission to be saved!**

Confirmation

ID: 108930

Title & Authorship: fjaflj, Lora Bristow, Humboldt State University; Brad Smith, McDaniel College;

Keyword: Education—other than Higher Education (Undergraduate)

ABSTRACT



Research Question:
;jfskl

Contribution:
kizdzsj

Theory/Methods:
jzsdj;

Citations:
djaflj;

Faculty Sponsor/email: dkafj,d djkal

Then you will see a confirmation page. Use the button to close the window.

Thanks for your interest in PSA. Your submission is complete. Please check your email for confirmation -- and your spam filter if you do not see a message confirming your paper. Close this window to finish.

By submitting your work, you agree that your name and email contact information will be shared with others in your session in order to support conference planning.

Print
Close Window

Your submission will now show on your Dashboard. You can edit any part of your submission until October 15, when the submission system will close.

PSA2021

Lora Bristow

UCSC

My Submissions

Presentation

[Add New Presentation](#)

ID#	Title/Authorship	Type	First Keyword	Date Submitted		
P185045	UG test paper Contact Author: Lora Bristow, UCSC	Undergraduate Poster	Indigenous Sociology (undergraduate)	9/18/2020 12:16:00 AM	Delete	edit